

FIELD FLOOR IMPACT INSULATION TEST REPORT

U1509, 12 CUNNINGHAM STREET, NEWSTEAD



Commissioned by:	Flooring Distributors of Australia (FDA)
Date:	13 June 2023
Project number:	5835
Version:	V.0
Author:	Eric Huang

DOCUMENT INFORMATION				
Author: Eric Huang		Approved by: Ross H. Palmer		
Date: 13 June 2023		Date: 13 June 2023		
VERSION HISTORY				
Version	Description	Date	Author	Approved by
V.0	Final	13-06-2023	Eric Huang	Ross H. Palmer
DOCUMENT DISTRIBUTION				
Copy	Name/Company	Hard Copy	Electronic Copy	
01	Flooring Distributors of Australia (FDA)	<input type="checkbox"/>	<input checked="" type="checkbox"/>	
02		<input type="checkbox"/>	<input type="checkbox"/>	
03		<input type="checkbox"/>	<input type="checkbox"/>	
04		<input type="checkbox"/>	<input type="checkbox"/>	
05		<input type="checkbox"/>	<input type="checkbox"/>	

TITLE Field Floor Impact Insulation Test
U1509, 12 Cunningham Street, Newstead,
QLD 4006
Test Report

TESTS BY Eric Huang
Senior Engineer - Palmer Acoustics (Australia) Pty Ltd

TEST DATE 12 June 2023

REPORT DATE 13 June 2023

TEST LOCATION Level 15 U1509 Living area to Level 14 U1409 Living area

FOR Flooring Distributors of Australia (FDA)

CONTENTS

1.0	INTRODUCTION	1
2.0	EQUIPMENT AND PROCEDURES	1
2.1	Measurement Procedures	1
2.2	Instrumentation	2
3.0	DESCRIPTION OF ROOMS	2
4.0	RESULTS	3
5.0	CRITERIA	ERROR! BOOKMARK NOT DEFINED.
6.0	CONCLUSIONS	ERROR! BOOKMARK NOT DEFINED.
	APPENDIX A	4
	APPENDIX B	6
	APPENDIX C	7

1.0 INTRODUCTION

Flooring Distributors of Australia (FDA) has engaged Palmer Acoustics to perform a field impact insulation test at U1509, 12 Cunningham Street, Newstead. For this test, we use an ISO 140 standard tapping machine (per ISO 16283-2: 2020(E)).

Floor systems tested:

- Test 1 - Concrete Slab – U1509 Living Area to U1409 Living Area
- Test 2 - Comfort Stone 4.5mm loose laid – U1509 Living Area to U1409 Living Area
- Test 3 - Comfort Stone 4.5mm + Regupol Multi Sonus 3mm – U1509 Living Area to U1409 Living Area

2.0 EQUIPMENT AND PROCEDURES

2.1 Measurement Procedures

Testing conformed to ISO 16283-2:2020 "*Field measurement of impact sound insulation of floors*". Evaluation of the results to derive the single figure L'nT,w rating was conducted to ISO 717-2 2020 "*Rating of insulation in buildings and of building elements – Part 2 Impact Sound Insulation*".

Ambient sound levels were measured before testing.

The receiving room reverberation times were measured at various locations throughout the space, using the balloon-burst impulse test method, with the results averaged.

The Receiving room tapping sound levels were measured for 30 seconds at various locations throughout the space, with the results averaged.

Test results were analysed per ISO 16283 and ISO 717.

2.2 Instrumentation

The following instruments were used:

- Norsonics Nor140 Sound Analyser (serial number 1403252)
- B & K Tapping machine Type 3207 (serial number 2574503)
- B & K 4231 Calibrator (serial number 2153030)

Before and after each measurement session, the equipment was field calibrated and was within 0.2dB of the reference signal. All instruments hold a current calibration certificate from a NATA accredited calibration laboratory.

3.0 DESCRIPTION OF ROOMS

All windows and doors were closed in the source and receiving rooms.

Transmitting Room (Level 15 U1509 Living area)

Walls: Plasterboard;
Floor: Concrete slab with Carpet and test sample;
Room finish: Furnished.

Receiving Room (Level 14 U1409 Living area)

Slab: Concrete;
Walls: Plasterboard;
Ceiling: Suspended Plasterboard;
Floor: Carpet/Tiles;
Room finish: Furnished.



Figure 1: Testing at U1509, 12 Cunningham Street, Newstead.

4.0 RESULTS

Our tests give the following results:

Table 1: Test Result Summary – Floor impact tests

	Test System	L'nT,w
1.	Bare slab – U1509 Living Area to U1409 Living Area	63
2.	Comfort Stone 4.5mm loose laid – U1509 Living Area to U1409 Living Area	58
3.	Comfort Stone 4.5mm + Regupol Multi Sonus 3mm – U1509 Living Area to U1409 Living Area	45

Appendix C contains the Test Certificates detailing the $1/3$ octave band results for this report in terms of L'nT,w following ISO 717 - 2: 2020.

L'nT,w is a term used in the Building Code of Australia (BCA - see Appendix A) and represents a corrected room noise level, with a lower number showing better performance.

Qualification

The test results above are specific to this test and cannot be directly applied to any other location or flooring system. When applied to another floor, Palmer Acoustics can advise on the possible performance, but this must be in consultation with our office.

Author:



ERIC HUANG CPEng RPEQ
Senior Engineer

Approved by:



ROSS H. PALMER CPEng RPEQ 3534
Principal Engineer

APPENDIX A

GLOSSARY

IMPACT MEASUREMENT AND ASSESSMENT DESCRIPTORS

- $L_{Aeq,T}$ – Time average A-weighted sound pressure level is the average energy equivalent level of the A-weighted sound over a period "T".
- L_{Aeq} – Equivalent Continuous Noise Level. The noise level in dB(A) which, if present for the entire measurement period, would produce the same sound energy to be received as was actually received as a result of a signal which varied with time. Normally abbreviated to "Leq" or "LAeq", often followed by a specification of the time period (such as 1 hour or 8 hours) indicating the period of time to which the measured value has been normalised;
- $L'_{nT,w}$ – Weighted Standardised impact sound pressure level; a measurement of impact sound transmission between rooms. Lower values denote better performance. The single figure measure is derived by adapting a standard response curve to measured 1/3 octave band sound pressure levels. Measured results are adjusted based upon a reverberation time of 0.5 sec in receiving room. Normally derived from a field test.
- L'_{nw} – Weighted Normalised impact sound pressure level; a laboratory measurement of impact sound transmission between rooms. Lower values denote better performance. The single figure measure is derived by adapting a standard response curve to measured 1/3 octave band sound pressure level measurements. Measured results are adjusted based on the absorption of 10m² in the receiving room. Normally derived from a laboratory test.
- C_I – A spectrum adaptation term compensating for the effect of floor coverings when applied to bare floors under test. The usually negative value, in decibels, is added to the single-number quantity, L'_{nw} or $L'_{nT,w}$.
- **Impact Sound Pressure Level (L)** – the average sound pressure level in a specified frequency band produced in the receiving room by the operation of the standard tapping machine on the floor assembly, averaged over each of the specified machine positions.
- L'_{nT} – **Standardised Impact Sound Pressure Level** – the impact sound pressure level standardised to a room with a reference reverberation time of 0.5 seconds.
- L'_n – **Normalized Impact Sound Pressure Level** – the impact sound pressure level normalised to reference absorption area of 10 metric sabins (108 sabins).
- **Receiving Room** – a room below or adjacent to the floor specimen under test in which the impact sound pressure levels are measured.
- **Source Room** – the room containing the tapping machine.

STANDARDS

- **ISO 16283 – 2**
Acoustics – Field measurement of sound insulation in buildings and of building elements – Part 7: Default procedure for sound pressure level measurement
- **ISO 717 – 2**
Acoustics – Rating of sound insulation in building and of building elements – Part 2: Impact sound insulation
- **ISO 3382-2:2008**
Acoustics – Measurement of room acoustic parameters – Part 2: Reverberation time in ordinary rooms.

APPENDIX B

CALCULATION METHODOLOGY - $L'_{nT,w}$

Correction to the signal level for background noise – ISO 16283-2:2015

If $(L_{sb} - L_b) > 10$, then $L = L_{sb}$

If $10 > (L_{sb} - L_b) > 6$, then $L = 10 \log \left(10^{\frac{L_{sb}}{10}} - 10^{\frac{L_b}{10}} \right)$

If $6 > (L_{sb} - L_b)$, then $L = L_{sb} - 1.3$

L is the adjusted signal level, in decibels;

L_{sb} is the level of signal and background noise combined, in decibels;

L_b is the background noise level, in decibels.

Standardised impact sound pressure level – ISO 16283-2:2015

$$L'_{nT} = L_i - 10 \log \left(\frac{T}{T_0} \right)$$

L'_{nT} is the standardised impact sound pressure level;

L_i is the impact sound pressure level;

T is the reverberation time in the receiving room;

T_0 is the reference reverberation time in the receiving room; for dwellings, $T_0 = 0.5$ s.

Method of comparison – ISO 717-2:2013

To evaluate the results of a measurement of L'_{nT} in one-third-octave bands, the reference curve is shifted in increments of 1 dB towards the L'_{nT} curve until the sum of unfavourable deviations is as large as possible but not more than 32.0 dB.

An unfavourable deviation at a particular frequency occurs when the results of measurements exceed the reference value. Only the unfavourable deviations are taken into account.

The value, in decibels, of the reference curve at 500 Hz, after shifting in accordance with this procedure is $L'_{nT,w}$.

APPENDIX C

Test certificates (3)

FIELD IMPACT SOUND INSULATION - TEST CERTIFICATE

Test 1 of 3

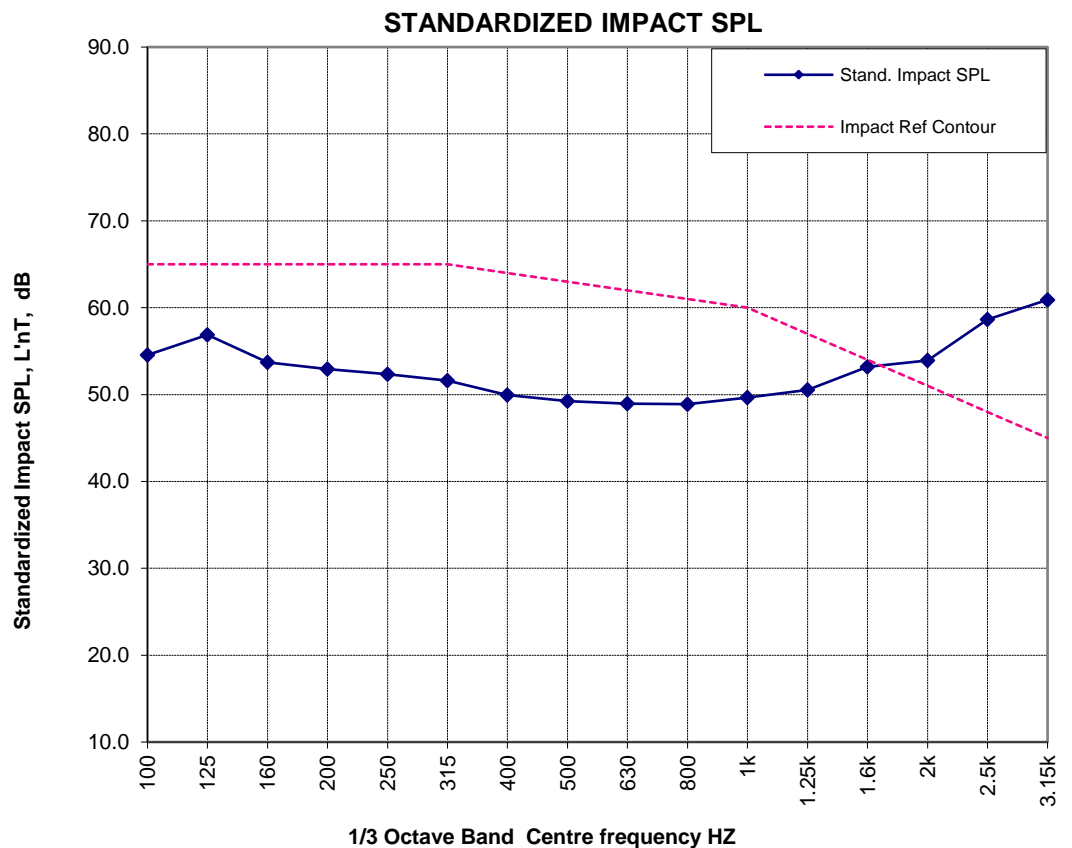
Bare Slab

PROJECT: PN5835 U1509 Cunningham Street, Newstead
Test Location: Level 15 U1509 Living to Level 14 U1409 Living
Client: Flooring Distributors of Australia (FDA)
Test Performed: Eric Huang
Meas. Date: 12-Jun-2023
Meas. Parameter: LLeq
Tapping Machine: B&K, Type 3207
Receiving Room Volume: 103 m³

DESCRIPTION OF FLOOR AND SPECIMEN
 Test Surface: Bare Slab
 Underlay:
 Adhesive:
 Ceiling: Suspended plasterboard
 Slab: Concrete
 No. of Source posn: 2
 Mic. posn: 2 sweeps
 RT meas: 6 Imp.
 SLM: Nor 140

Weighted Standardized Impact SPL **L'nT,w** **63** ISO 16283-2:2015 & 717-2:2013
 Results standardized to a RT of 0.5 seconds

Centre Frequency Hz	Stand. Impact SPL dB	Impact Ref Contour dB	Deficiencies dB
100	54.6	65	
125	56.9	65	
160	53.7	65	
200	52.9	65	
250	52.3	65	
315	51.6	65	
400	50.0	64	
500	49.2	63	
630	49.0	62	
800	48.9	61	
1k	49.7	60	
1.25k	50.5	57	
1.6k	53.2	54	
2k	53.9	51	2.9
2.5k	58.7	48	10.7
3.15k	60.9	45	15.9
Total			



L'nT,w 63 29.5

FIELD IMPACT SOUND INSULATION - TEST CERTIFICATE

Test 2 of 3

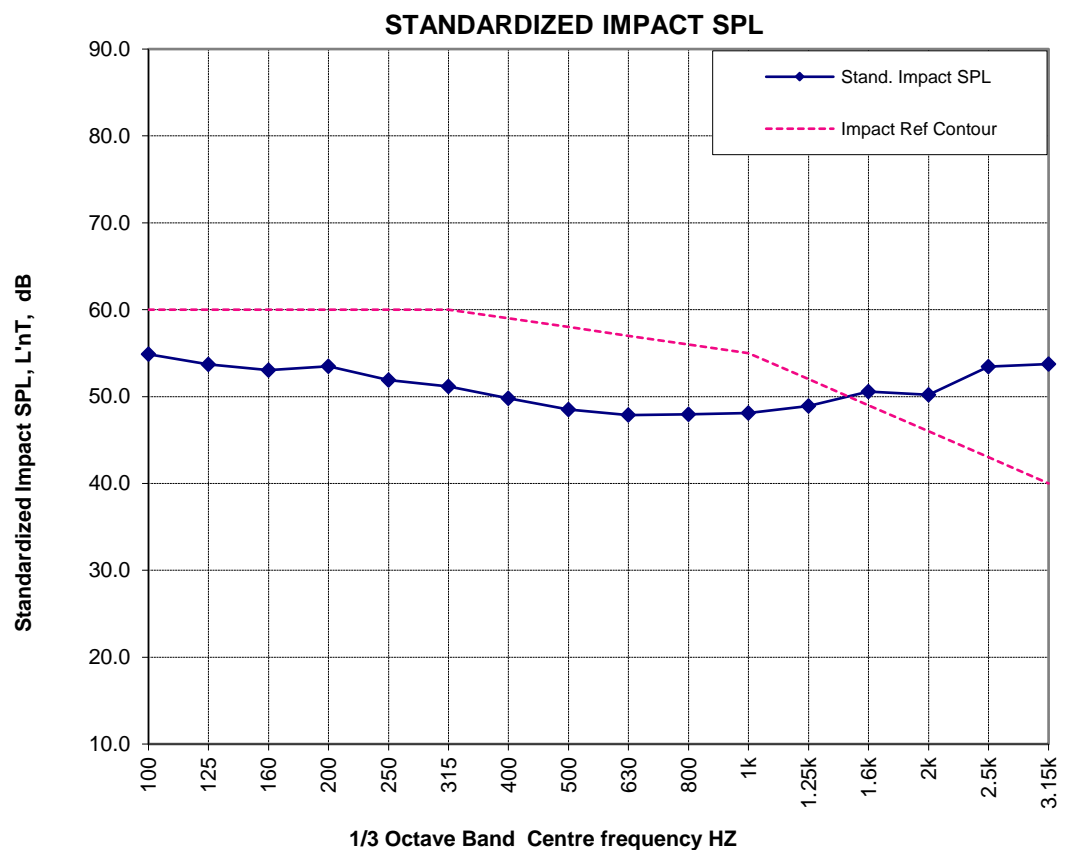
Comfort Stone 4.5mm loose laid

PROJECT: PN5835 U1509 Cunningham Street, Newstead
Test Location: Level 15 U1509 Living to Level 14 U1409 Living
Client: Flooring Distributors of Australia (FDA)
Test Performed: Eric Huang
Meas. Date: 12-Jun-2023
Meas. Parameter: LLeq
Tapping Machine: B&K, Type 3207
Receiving Room Volume: 103 m³

DESCRIPTION OF FLOOR AND SPECIMEN
 Test Surface: Comfort Stone 4.5mm loose laid
 Underlay:
 Adhesive: Loose laid
 Ceiling: Suspended plasterboard
 Slab: Concrete
No. of Source posn: 2
Mic. posn: 2 sweeps
RT meas: 6 Imp.
SLM: Nor 140

Weighted Standardized Impact SPL **L'nT,w** **58** ISO 16283-2:2015 & 717-2:2013
 Results standardized to a RT of 0.5 seconds

Centre Frequency Hz	Stand. Impact SPL dB	Impact Ref Contour dB	Deficiencies dB
100	54.9	60	
125	53.7	60	
160	53.0	60	
200	53.5	60	
250	51.9	60	
315	51.2	60	
400	49.8	59	
500	48.5	58	
630	47.9	57	
800	47.9	56	
1k	48.1	55	
1.25k	48.9	52	
1.6k	50.6	49	1.6
2k	50.2	46	4.2
2.5k	53.5	43	10.5
3.15k	53.8	40	13.8
Total			



L'nT,w 58 30.0

FIELD IMPACT SOUND INSULATION - TEST CERTIFICATE

Test 3 of 3

Comfort Stone 4.5mm

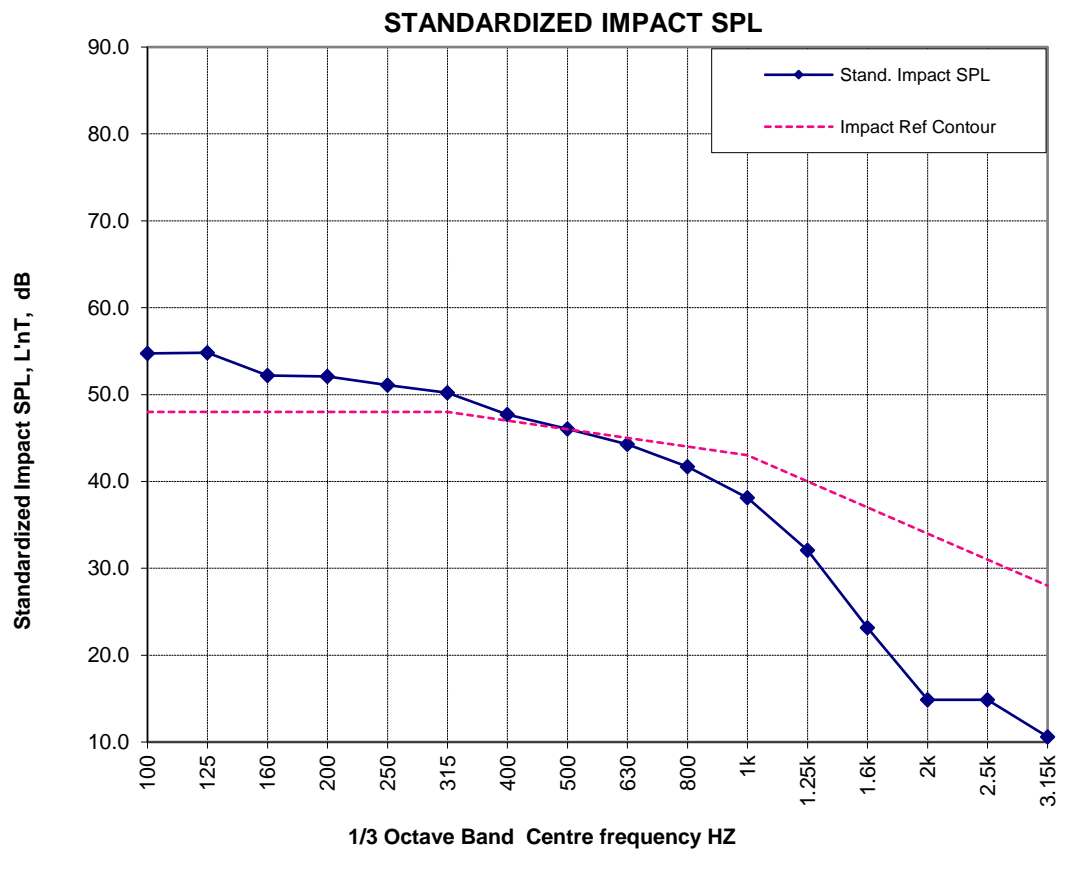
Regupol Souns Multi 3mm

PROJECT: PN5835 U1509 Cunningham Street, Newstead
Test Location: Level 15 U1509 Living to Level 14 U1409 Living
Client: Flooring Distributors of Australia (FDA)
Test Performed: Eric Huang
Meas. Date: 12-Jun-2023
Meas. Parameter: LLeq
Tapping Machine: B&K, Type 3207
Receiving Room Volume: 103 m³

DESCRIPTION OF FLOOR AND SPECIMEN
 Test Surface: Comfort Stone 4.5mm
 Underlay: Regupol Souns Multi 3mm
 Adhesive: Loose laid
 Ceiling: Suspended plasterboard
 Slab: Concrete
 No. of Source posn: 2
 Mic. posn: 2 sweeps
 RT meas: 6 Imp.
 SLM: Nor 140

Weighted Standardized Impact SPL **L'nT,w** **46** ISO 16283-2:2015 & 717-2:2013
 Results standardized to a RT of 0.5 seconds

Centre Frequency Hz	Stand. Impact SPL dB	Impact Ref Contour dB	Deficiencies dB
100	54.7	48	6.7
125	54.8	48	6.8
160	52.2	48	4.2
200	52.1	48	4.1
250	51.1	48	3.1
315	50.2	48	2.2
400	47.7	47	0.7
500	46.0	46	0.0
630	44.3	45	
800	41.7	44	
1k	38.1	43	
1.25k	32.1	40	
1.6k	23.2	37	
2k	< 14.9	34	
2.5k	< 14.9	31	
3.15k	< 10.6	28	
Total			27.9



L'nT,w 46 27.9